

THE TOP PRODUCT OF THE
OMFB RANGE:
THE WIRELESS RADIO CON-
TROLLED MINI POWER-PACK

POWER-PRO Wire Less

The radio controlled OMFB Mini Power Pack

Power-Pro WL is a pre-cabled power-pack that was specifically designed for tipping applications on light vehicles. It is equipped with a Wireless control system thanks to which it is possible to send the activation command and it only receives information related to system diagnostics from the transceiver unit (connected, body lifted status, starter switch stuck status and emergency status). The unit is supplied already completely wired. It is sufficient to connect the power cables to the battery and it is immediately operational.

ver unit (connected, body lifted status, starter switch stuck status and emergency status). The unit is supplied already completely wired. It is sufficient to connect the power cables to the battery and it is immediately operational.



COMMUNICATION
FROM THE RADIO REMOTE CONTROL TO THE CONTROL UNIT

- SWITCHED-ON
- BOX ASCENT
- BOX DESCENT

COMMUNICATION
FROM THE CONTROL UNIT TO THE RADIO REMOTE CONTROL

- CONNECTED
- BOX LIFTED STATUS
- STARTER SWITCH GLUED STATUS
- EMERGENCY STATUS

WWW.OMFB.COM

OMFB
HYDRAULIC COMPONENTS



RANGE:

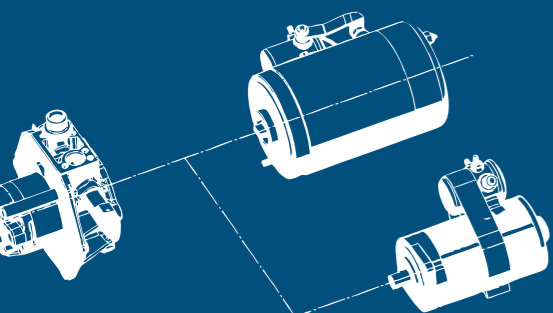
MINI POWER-PACKS

for tipping applications



WWW.OMFB.COM

COMPANY WITH QUALITY MANAGEMENT
SYSTEM CERTIFIED BY DNV
= ISO 9001:2008 =



The direct current mini power-packs are oil hydraulic power units that are basically made of an electric motor (12 or 24 volt), a connected gear pump, a tank containing hydraulic oil and a flange used as junction element between the motor/pump unit and the actual tank. They have

particular use in all situations where it is not available a PTO to drive the hydraulic pump. The energy source for its operation comes from the vehicle battery they are connected to.

“RE” Electric tipper

The Mini power-pack for vehicles with tipping system

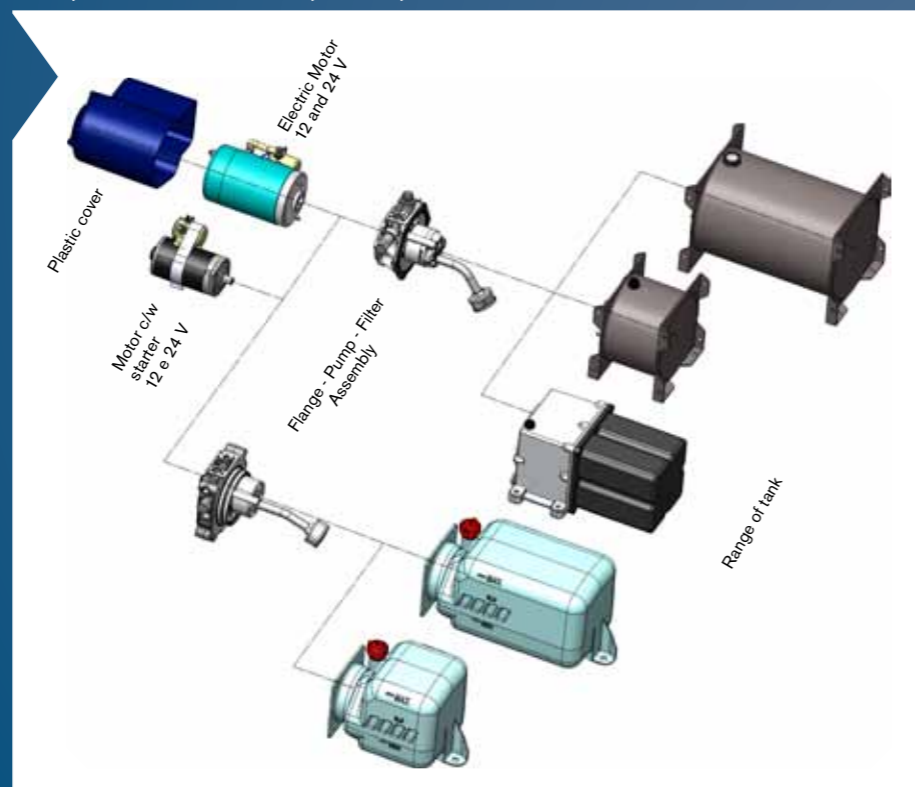
Among the many types of mini power-packs, there are those for powering the tipper.

Their main characteristic is their **simple effect** operation; this translates in activating tipping device ascent by pumping pressurised hydraulic oil into the cylinder of the tipper body, while descent of the


tipper body is due to the gravity effect on it.

The terminology used by **OMFB** to identify this type of mini power-packs is identified by two letters: “RE” that stands for “**Electric tipper**”.

Components of a mini power-pack:




The range of power-packs for tipping applications:



PK-RE POWER-PRO
Plastic tank



Tank Lt. 2
Tank Lt. 3
Tank Lt. 5
PK-RE Aluminium



Tank Lt. 3 - Tank Lt. 4 - Tank Lt. 5
Tank Lt. 6 - Tank Lt. 7
PK-RE Steel small











Tank Lt. 7 - Tank Lt. 8 - Tank Lt. 10
Tank Lt. 12 - Tank Lt. 15 - Tank Lt. 20
PK-RE Steel

WITH ALUMINIUM OR STEEL TANK	PUSH-BUTTON CONTROL PANEL		RADIO REMOTE CONTROL	CONTROL UNIT WIRING	BATTERY DETACHMENT	POWER CABLES	HYDROSTOP	BUZZER
	MOBILE	DASHBOARD						
PK-RE 147.406/147.407/147.411/147.412/147.414 147.415/147.416/147.421/147.422	•	•	•	•	•	•	•	•
PK-RE CABLED 147.957 / 147.959 / 147.961	√ (1)	√ (1)	•	√	√	•	√	√
PK-RE WL no power cable 147.958 / 147.960	•	•	√	√	•	•	√	√
PK-RE WL power cable 147.958 / 147.960			√	√	√	√	√	√
WITH PLASTIC TANK								
PK-RE POWER PRO 147.806 / 147.811 147.816 / 147.821	•	•	•	•	•	•	•	•
PK POWER PRO CABLED 147.943 / 147.945 147.947 / 147.949	√ (1)	√ (1)	•	√	√	•	√	√
POWER PRO WL no power cable 147.944 / 147.946 / 147.948 147.950 / 147.960 / 147.962	•	•	√	√	•	•	√	√
POWER PRO WL power cable 147.944 / 147.946 / 147.948 147.950 / 147.960 / 147.962	•	•	√	√	√	√	√	√

(1) According to the electrical kit selected. √ = included • = optional

List of cabled versions electrical kits:

CODE	DESCRIPTION
302-001-00508	Short electrical kit (3500 mm) PK-RE “CABLED”. ORANGE Push-button control panel 
302-001-00517	Long electrical kit (5000 mm) PK-RE “CABLED”. ORANGE Push-button control panel 
302-001-00526	Short electrical kit (3500 mm) 12 V PK-RE “CABLED”. Dashboard 
302-001-00535	Long electrical kit (5000 mm) 12 V PK-RE “CABLED”. Dashboard 
302-001-00544	Short electrical kit (3500 mm) 24 V PK-RE “CABLED”. Dashboard 
302-001-00553	Long electrical kit (5000 mm) 24 V PK-RE “CABLED”. Dashboard 
302-001-00562	Short electrical kit (3500 mm) PK-RE “CABLED”. LIGHT Push-button control panel 
302-001-00571	Long electrical kit (5000 mm) PK-RE “CABLED”. LIGHT Push-button control panel 

Upon request there is a large range of accessories available, a few examples:



PUSH-BUTTON CONTROL PANELS

ISOLATOR SWITCH

ELECTRICAL LIMIT SWITCH